



Ministry of Education
SINGAPORE

PARENT HANDBOOK (I) ON LEARNING WITH A PERSONAL LEARNING DEVICE

Learning in a Digital Environment

- What's in store for your child when learning with a Personal Learning Device (PLD)?
- Digital Parenting Tips for You



Today, rapid technological advancements are changing the way we live, work and play.

Students will need to be equipped with the skills to handle changes and deal with challenges in the digital future.

Schools will develop all students to be agile and future-ready, regardless of their backgrounds and starting points in life.

Parents will need to play an active role in partnering schools to help prepare their children for an increasingly complex, interconnected and technology-driven world.



What is the MOE National Digital Literacy Programme (NDLP) and how will learning with a PLD benefit my child?

Through the NDLP, students will be better equipped to acquire digital skills needed to navigate an increasingly digitalised world. As part of the programme, all secondary school students have been equipped with PLDs since 2021.

Each child will have their own device, and learning will be supported in the following areas:

Enhance teaching and learning



Learning with a PLD supports greater personalisation and differentiation in learning.

Each student's learning experience can be more tailored and personalised to his/her learning needs, interests, progress and skills.


Support self-directed & collaborative learning



Learning with a PLD enables students to engage in self-directed learning, and to learn together with their peers, anytime and anywhere.

Students can access digital resources on their own to acquire knowledge about topics of personal interest beyond the curriculum. They can also share and build on one another's ideas, and refine their own understanding.

Support the development of digital literacies



Learning with a PLD provides an immersive environment for students to acquire digital skills.

Students will learn digital skills such as gathering and evaluating information online, interacting with the online community, and creating digital products.

Digital Parenting Tips: How can I help my child to navigate the digital environment?

As your child will be learning with a PLD, they might spend more time on digital devices, have more online interactions with friends, and show a desire to explore more online. Here are some examples on how you can complement the school's efforts to support your child in his/her learning:

Guide Your Child to Use Technology Effectively for Learning




Guide your child to search for credible information online

Mum, I am going to Pulau Ubin with my friends. I heard that there are a lot of mosquitoes there. Is it true that mosquitoes only bite at certain times of the day?



Let's do an online search together, using **key words** related to the topic. We can also use the **S.U.R.E framework**. First we check if the **source** of information is credible and **understand** the information by looking for facts not opinions. Next, **research** and compare multiple sources before **evaluating** the information from different angles.



Encourage your child to use SLS to search for learning resources

Dad, we are learning a new concept in class today. I'm having difficulties understanding it!



I recall your teacher sharing that you can explore topics and try the interactives in the **SLS MOE Library** at your own pace to support your learning? Why don't you give it a go, son?



Protect Your Child from Online Dangers and Teach Them to Respect Others Online




Guide your child to treat others with respect online

Dad, during the video conferencing lesson, my friend had a funny profile picture and we teased him in the chat!



We should always be **respectful when commenting online**. Remember the **T.H.I.N.K framework**? Let's ask ourselves these questions before posting: Is it True? Is it Helpful? Is it Inspiring? Is it Necessary? Is it Kind?



Guide your child to practise safe and responsible online behaviour

Dad, I am going to meet this person whom I got to know online. She messaged me privately as she liked the photos that I had shared, especially those that I tagged to Sunrise beach.



It may not be safe to meet someone you know only online as we are **unsure of their actual identity**. You should also be careful online and not respond to messages from people you don't know.

Be careful to not reveal too much personal information online, e.g. places you frequent regularly.



Guide Your Child to Use the Device in a Balanced and Productive Manner



Guide your child to adopt a healthy balance of online and offline activities

Mum, I'm done with my homework for the day! After dinner, I'll have more than 2 hours to play my handphone games until bedtime!



I'm glad you found a way to relax but do you remember our **family contract**? No devices at least one hour before bedtime. Let's go for an after-dinner walk together instead!



Guide your child to use productivity tools, to organise information and simplify tasks for efficiency.

Mum, I cannot remember the dates of my upcoming tests.



You can use your online calendar to **keep track of your learning schedule** and plan your revision. Shall we also key in the details of family events in our **online family calendar together** for future reference?





PARENT HANDBOOK (II) ON LEARNING WITH A PERSONAL LEARNING DEVICE

LEARNING DIFFERENTLY WITH A PERSONAL LEARNING DEVICE

HOW WILL LEARNING BE
DIFFERENT WITH THE
PERSONAL LEARNING
DEVICE?

STARTING IT RIGHT

HOW CAN I HELP
EASE MY CHILD INTO
LEARNING WITH A
PERSONAL LEARNING
DEVICE?

PARTNERING SCHOOLS

HOW CAN I ACTIVELY
PARTNER MY CHILD'S
SCHOOL TO REINFORCE
GOOD DIGITAL HABITS
AT HOME?

SUPPORT YOU MAY NEED

HOW SHOULD I ACCESS
RESOURCES TO SUPPORT
MY CHILD IN THIS
DIGITAL LEARNING
JOURNEY?



How will learning be different with the Personal Learning Device (PLD)?

"... we will ensure that the PLD is an enabler for learning... our curriculum in schools will continue to provide a wide range of learning experiences, including a balanced proportion of technology-enhanced learning activities."

Minister of Education, Lawrence Wong, December 2020

Your child will be using the PLD for both in-class and out-of-class learning. This will prepare them for a technology-driven world.

Watch the video below to find out how your child will be learning differently with the PLD.



The video is also available at: www.go.gov.sg/studentvoxpath

Device Management Application (DMA): Ensuring that your child learns effectively in a safer digital environment

Your child's Personal Learning Device (PLD) will be installed with a Device Management Application (DMA) to provide a safer digital environment for learning. The DMA will..

- ✓ be funded by MOE
- ✓ provide parents with greater choice for after-school PLD use
- ✓ be uninstalled from the PLD when your child graduates/leaves the school

The DMA supports learning in these 3 ways:

Mobile Device Management Service

Facilitates the updating and management of the PLDs, protects PLDs from malicious software, and protects students from objectionable internet content



Classroom Management Service

Enables teachers to manage the students' use of the PLD during *lesson time to improve classroom management and support effective teaching and learning.

*Teachers will only monitor students' activities during lessons.



Usage Management Service

Enables the school and/or parents to better supervise and set helpful limits for students' use of PLDs after school



How can I help my child ease into learning with a Personal Learning Device?

START IT RIGHT!



It is never too late to establish norms and routines for device use. Establish clear expectations about the use of devices, and help your child to develop good digital habits at the onset. Try these strategies:



TALK ABOUT LEARNING ONLINE


Talk with your child about your thoughts and concerns about learning with the PLD, and ask your child how they might want to use it for learning.

You might also want to ask your child to share with you some tips they have learnt in school about keeping safe online and have a conversation about that!



SET EXPECTATIONS AND ROUTINES TOGETHER

It is important to set common expectations from the onset. Establish common routines as a family to ensure a healthy balance of online and offline activities, e.g. no use of devices during mealtimes, stop using devices at least 1h before bedtime.



PROVIDE A LEARNING SPACE FOR YOUR CHILD

Provide a quiet and conducive environment for your child to use their PLD.

Discourage your child from eating or drinking in their learning space to minimise the possibility of spillage of food and water on the PLD.



How can I actively partner my child's school to reinforce good digital habits at home?

Our children do best when schools and parents work hand in hand to support them. Your child will be learning digital literacy skills that will help them to learn effectively with technology, and parents can support this by reinforcing good practices and habits at home.



School

Your child will receive personalised feedback for their learning tasks that can be accessed online.



Home

- ✓ Urge your child to look at the feedback for their assignments and work on areas for improvement.
- ✓ Encourage them to re-attempt questions or clarify the feedback given with the teacher. Advise your child to access the SLS User Guide to find out how to post questions to their teachers.

*The Singapore Student Learning Space (SLS) is accessible by all teachers and students in the national school system. Your child will be accessing some of their learning resources on this platform.



School

Your child will be able to annotate and take notes on their device during lessons.



Home

- ✓ Encourage your child to take notes using text, image, audio and videos. This will help your child to better understand and remember concepts.
- ✓ Remind your child that they can exchange their notes with their peers to learn from each other. Direct your child to this webpage to learn more.





School

Your child will be given opportunities to extend their learning based on their interests and needs by accessing information online, particularly on home-based learning days.



Home

- ✓ Does your child wish to develop a hobby such as playing an instrument, sketching or playing a certain sport? Encourage your child to explore online resources, and have a conversation with your child about their progress.
- ✓ Encourage your child to share their learning with their peers. They can share their tips or difficulties encountered in the SLS discussion forum to help others learn, and to seek help.



School

Your child will be taught different ways to show what they have learnt using their PLD. This may include presentation slides, infographics, audio, or videos clips.



Home

- ✓ Encourage your child to explore using digital tools for personal projects, such as creating videos or photo collages to commemorate a family outing.
- ✓ Remind your child to be respectful of copyright should they post the digital products online. Direct your child to explore this SLS lesson for some tips.



From a Teenager's Point of View: Trust & Privacy

Privacy is important to many teenagers. Respect your child's privacy and balance this with the need to keep in touch with what they are doing online. A good way to do this is to have regular conversations about what they do online, risks they may encounter, and who they can approach for advice.

TRUST MATTERS



Balance the need to respect your child's privacy while helping them to develop their ability to use their device responsibly.




- **Explain** to your child why there is a need for you to help them to monitor their device use
- **Agree** with your child on the conditions they need to meet before you can stop closely monitoring their device use. e.g. when they stick to agreed time limits without being reminded
- **When your child is ready**, you can monitor their device use less often. Have regular chats with your child to find out how they are spending time on their device. e.g. about their screen time, and how they are spending their time online

TALK WITH YOUR CHILD

Converse with your child about real-life issues to help them to recognise, and identify with the opportunities and risks of digital use.



- I heard about... (a new app or game) Do you use it? What does it do?
- (Share article or video about a recent social media craze) Have you seen or tried this? Why is it so popular?
- (Share your screen time on the device) Look at this! I didn't know that I spent so much time on this app. Which app do you use most?



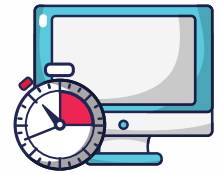
Click [here](#) to hear more strategies from parents like you!

The video is also available at: <https://go.gov.sg/parent-voxpath-2>

Frequently Asked Questions

Is there a recommended limit to my child's screen time?

While there is no one-size-fits-all approach to the right amount of screen time for your teenager, you can help your child to balance online and offline activities, e.g. by introducing board games or regular exercise done as a family. Schools will ensure that the use of PLDs is balanced with other kinds of learning, e.g., through textbooks or hands-on activities.



How is the school teaching my child to manage possible cyber risks?



As part of Cyber Wellness education in school, your child will learn how to take responsibility for their online well-being, and be positive role models for others in creating safe and kind online communities.

The Cyber Wellness curriculum will also equip your child with the skills to recognise risks in the digital space, identify and discern negative influences and inappropriate websites, and manage excessive use of social media.

Where can my child read up on Cyber Wellness and Digital skills?

Your child can refer to the 'Student Kit for Cyber Wellness and Learning with a Personal Learning Device', which has relevant resources to help them develop these skills. They can also access the Digital Literacy self-paced lessons found in SLS under the MOE Library.



Here are some useful resources to help your child make use of the PLD safely and effectively.



Item	Contacts / Resources
Student Kit for Cyber Wellness and Learning with a PLD	go.gov.sg/cwstudentkit
SLS User Guide	go.gov.sg/slsstudentguide
SLS Login Troubleshooting Page	go.gov.sg/gethelppageonsls
SLS Helpdesk	6702 6513 or helpdesk@sls.infinity.com Monday- Friday: 4:00pm- 9:00pm (School Days), 9:00am- 9:00pm (School Holidays) Saturdays: 9:00am-3:00pm
MOE Cyber Wellness Programme	https://www.moe.gov.sg/education-in-sg/our-programmes/cyber-wellness
IMDA Online Safety Code	go.gov.sg/onlinesafetycode
On Verifying Online Information:	https://sure.nlb.gov.sg/ https://go.gov.sg/factually